

Amped PC Secure Server




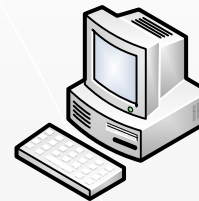



1. Access the remote backup software, search for and select the files you need to have restored.

3. The encrypted data is copied back to your system where it is decompressed and decrypted.



Restore process for a multiple-user environment.

2. You can restore the file to its original location or to a new location.



4. Users can now access the restored data.